

NOVEMBER 12-13, 2024
FIORANO MODENESE (MO)



CLINICAL ENDOSCOPY
LEVEL 2

WELCOME TO THE NEXT LEVEL

COURSE DIRECTOR MAURO MANNO

SCORE
1.250

HI-SCORE
28.000

LIVES 



FLORIM GALLERY

Endorsed by:



Requested Endorsement: AIGO-ANOTE- ORDINE DEI MEDICI CHIRURGHI E DEGLI ODONTOIATRI DI MODENA

NOVEMBER 12-13, 2024 FIORANO MODENESE (MO)

CLINICAL ENDOSCOPY

LEVEL 2

WELCOME TO THE NEXT LEVEL

Endoscopy is pivotal for gastrointestinal (GI) disease diagnosis, and about two million people undergo GI endoscopic procedures every year in Italy. Moreover, therapeutic endoscopy is constantly evolving, with the rapid development of new and progressively more complex techniques. High quality endoscopy is essential to achieve better health outcomes and to improve patient experience. Accordingly, in 2015 the European Society of Gastrointestinal Endoscopy (ESGE) recognized quality of GI endoscopy as a major priority.

It is well known that continuous performance measurement is an effective method to improve quality. This promoted ESGE and other scientific societies to develop a series of objective performance indicators for upper GI, lower GI, pancreaticobiliary and small bowel endoscopy, and for the overall endoscopy unit management. Evidence-based performance measures can provide both endoscopists and endoscopy units with a framework and benchmark against which they can assess their own performance, and the formulation of individual minimum requirements and targets using these indicators promotes quality improvement. However, there is currently substantial variability in the quality of endoscopy performed by different units. The implementation of performance measures, along with structured training programs, can result in significant improvements in GI endoscopy quality.

The aim of our congress is to highlight and discuss the clinical significance of performance indicator measurement, in order to increasingly promote the culture of quality in GI endoscopy.

SCORE 1.250

HI-SCORE 28.000

LIVES 

----> NOVEMBER 12

14.00 Welcome and Presentation **M. Manno**

SESSION 1

Chairs: **R. Di Mitri, M. Vecchi**

14.30 ESGE Quality Improvement Initiative:
developing performance measures **C. Hassan**

14.50 Leadership and organization **V. Cennamo**

15.10 Sedation **K. Triantafyllou**

15.30 Discussion

16.00 Coffee Break

SESSION 2

Chairs: **A. Mussetto, R. Sassatelli**

16.20 Diagnostic colonoscopy **L. Fuccio**

16.40 Therapeutic colonoscopy **A. Repici**

17.00 Screening colonoscopy **M.F. Kaminski**

17.20 Discussion

RACE 2 COLONOSCOPY

Chairs: **M. Manno, A. Repici**

17.45 The Pole Position of High-Quality Cleansing
G.M. Bruno, F. Radaelli



Symposium sponsored by **NORGINE**

18.15 Fast Lap in CRC Screening:

AI Journey in Colonoscopy

C. Hassan, M.F. Kaminski

Symposium sponsored by **OLYMPUS**

18.45 Round Table

19.15 End of the 1° Day

----> NOVEMBER 13

08.30 Breaking the Glass Ceiling for Women in Endoscopy
Chairs: M. Camellini, M. Manno

Round Table

Speakers and Discussant

C. Hassan, R. Maselli, A. Monteau, R. Peppia,
A. Repici, P. Soriani

Symposium sponsored by 
Advancing science for life™

SESSION 3

Chairs: G. Aragona, P. Fusaroli

09.30 Training for endoscopists G. Antonelli

09.50 Training for nurses U. Beilenhoff

10.10 Reporting S. Paggi

10.30 Check list A. Parrella

10.50 UGI endoscopy E.V. Savarino

11.10 Discussion

11.45 Coffee Break

SESSION 4

Chairs: A. Amato, M. Di Marco

12.00 Top tips to manage NVUGIB I. Gralnek

12.20 Third space endoscopy R. Maselli

12.40 Small bowel C. Spada

12.00 Colonoscopy in IBD A. Murino

13.20 Discussion

14.00 Light Lunch

SESSION 5

Chair: G. De Nucci

15.30 Diagnostic EUS C. Fabbri

15.50 Therapeutic EUS E. Pérez-Cuadrado-Robles

16.10 ERCP & Cholangioscopy I. Boskoski

16.30 Stent & GEA A. Anderloni

16.50 Discussion

17.10 That's all folks



CLINICAL ENDOSCOPY LEVEL 2

WELCOME TO THE NEXT LEVEL


GENERAL INFORMATION

COURSE DIRECTOR

MAURO MANNO

DIRECTOR OF GASTROENTEROLOGY AND DIGESTIVE ENDOSCOPY

AZIENDA USL MODENA



SCIENTIFIC DIRECTOR

PAOLA SORIANI

GASTROENTEROLOGY AND DIGESTIVE ENDOSCOPY

AZIENDA USL MODENA

SCIENTIFIC BOARD

GIULIANO FRANCESCO BONURA

NOEMI GUALANDI

ARIANNA PARRELLA

LOCAL BOARD

SIMONA DEIANA

MARIAGRAZIA DEL BUONO

TOMMASO GABBANI


LUCIA MIGLIOLI

ROBERTA PILEGGI

JOACHIM RAINER

SAMANTHA SCARPELLI

VALENTINA ZADRO



SCORE 8.250

HI-SCORE 28.000


LIVES 

CLINICAL ENDOSCOPY LEVEL 2

WELCOME TO THE NEXT LEVEL

FACULTY

ARNALDO AMATO LECCO
ANDREA ANDERLONI PAVIA
GIULIO ANTONELLI ROME
GIOVANNI ARAGONA PIACENZA
ULRIKE BEILENHOF ULM, D
IVO BOSKONSKI ROME
GIACOMO MATTEO BRUNO PAVIA
MARCELLA CAMELLINI SASSUOLO (MO)
VINCENZO CENNAMO BOLOGNA
GERMANA DE NUCCI MILAN
MARCO DI MARCO RIMINI
ROBERTO DI MITRI PALERMO
CARLO FABBRI FORLÌ-CESENA
LORENZO FUCCIO BOLOGNA
PIETRO FUSAROLI IMOLA
IAN GRALNEK AFULA, IL
CESARE HASSAN ROZZANO (MI)
MICHAL FILIP KAMINSKI WARSAW, PL
ROBERTA MASELLI ROZZANO (MI)
ASTRID MONTEAU PARIS, F
ALBERTO MURINO LONDON, UK
ALESSANDRO MUSSETTO RAVENNA
SILVIA PAGGI COMO
ARIANNA PARRELLA CARPI (MO)
RODAMNI PEPPA GENOVA
ENRIQUE PÉREZ-CUADRADO-ROBLES PARIS, F
FRANCO RADAELLI COMO
ALESSANDRO REPICI ROZZANO (MI)
ROMANO SASSATELLI REGGIO EMILIA
EDOARDO VINCENZO SAVARINO PADUA
CRISTIANO SPADA BRESCIA
KONSTANTINOS TRIANTAFYLLOU ATHENS, GR
MAURIZIO VECCHI MILAN



CLINICAL ENDOSCOPY LEVEL 2

WELCOME TO THE NEXT LEVEL

VENUE

FLORIM GALLERY

VIA CANALETTO 24

41042 FIORANO MODENESE (MO)

REGISTRATION

THE REGISTRATION IS FREE.

FOR REGISTRATION PLEASE VISIT WWW.ADBCONGRESSI.IT

CME ACCREDITATION

THE CONGRESS HAS BEEN ASSIGNED N.9 CME CREDITS FOR PHYSICIANS (GASTROENTEROLOGY, INTERNAL MEDICINE, GENERAL SURGERY, GENERAL MEDICINE (FAMILY DOCTORS), EPIDEMIOLOGY AND PUBLIC HEALTHCARE) AND NURSES.

TRAINING OBJECTIVE: TECHNICAL-PROFESSIONAL CONTENTS (KNOWLEDGE AND EXPERTISE)

SPECIFIC OF EACH PROFESSION, SPECIALISATION AND ULTRA-SPECIALITY ACTIVITY.

ORGANIZING SECRETARIAT



ADB EVENTI&CONGRESSI

VIA DELLE LAME 2 - 40122 BOLOGNA

E-MAIL: INFO@ADBCONGRESSI.IT

PH.: +39 051 0959160

SCORE 18.550

HI-SCORE 28.000

LIVES Three red icons representing lives, each shaped like a small, stylized figure or character.
